

Marshall W. Nelson & Associates, Inc.

Locations: Milwaukee, WI and Eagan, MN

Email: customerservice@mwnelson.com

Our Main Website: <https://marshallwnelson.com>

Our Shop Website: <https://shop.marshallwnelson.com>

Take a Tour

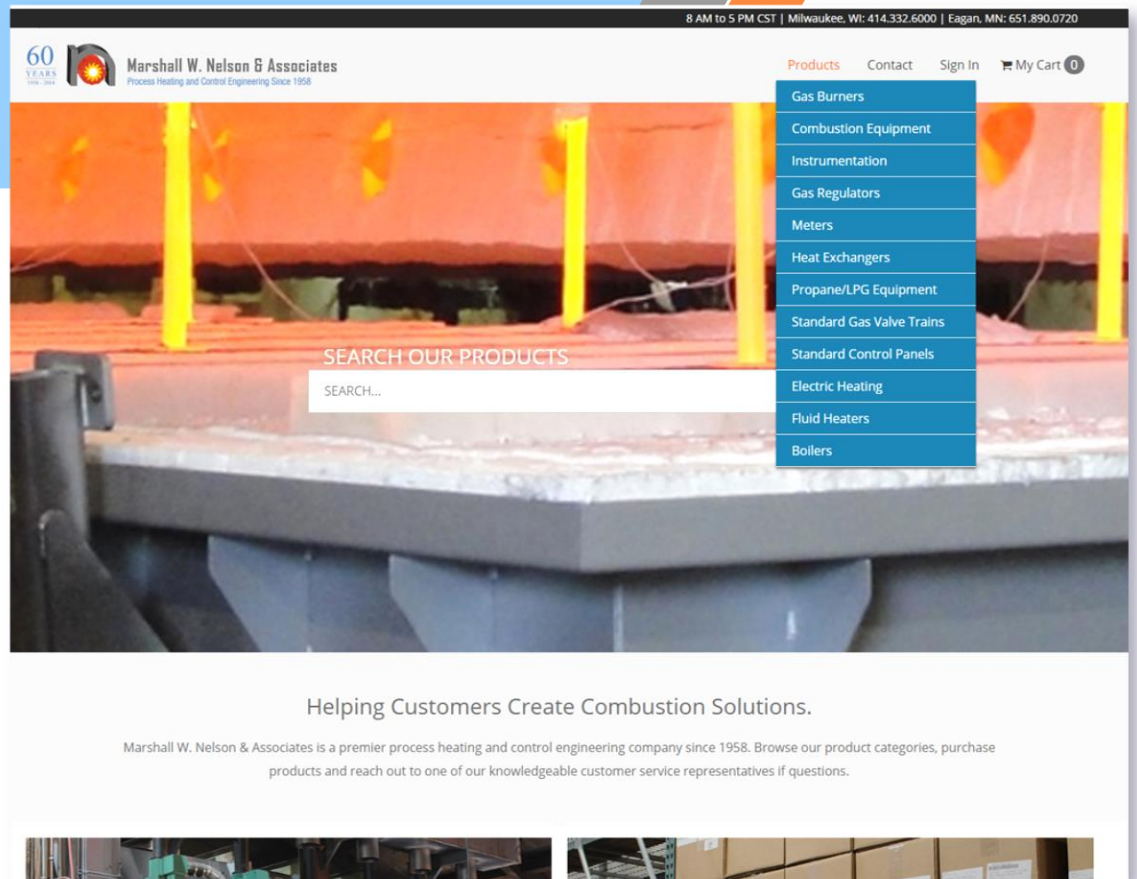


Table of Contents 1

HOME PAGE..... 2

PRODUCT CATEGORIES..... 3

PARENT & CHILD PAGES 4

PARENT PAGE DETAILS # 1..... 5

PARENT PAGE DETAILS # 2..... 6

PARENT PAGE DETAILS # 3..... 7

ADD TO CART..... 8

FINAL CHECKOUT.....9

Email List and Quick Links

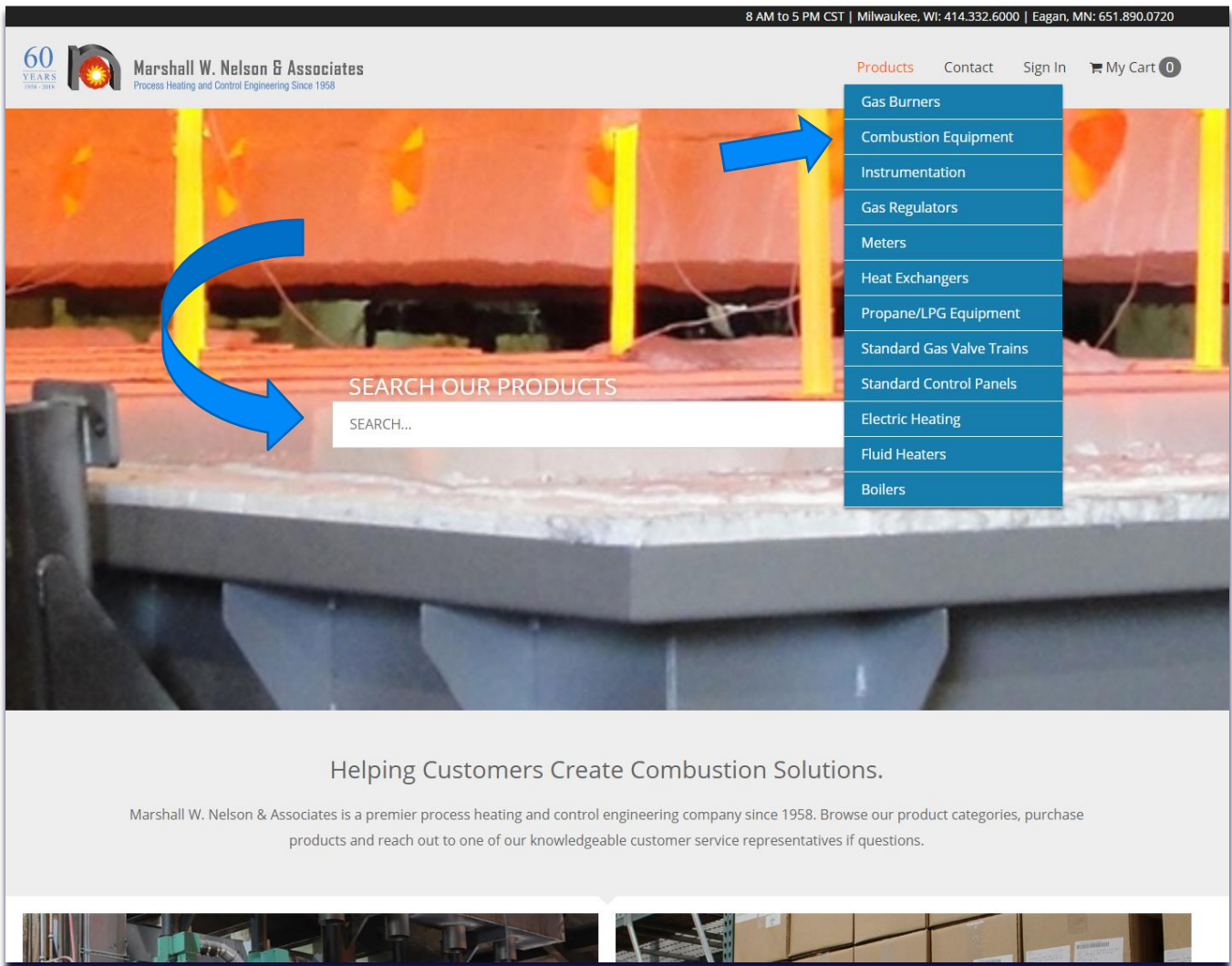
Key links are located on our **shop website**, at the bottom of every page. These links offer additional help and information to the user.

The screenshot shows the footer of the Marshall W. Nelson & Associates website. At the top, there is an email sign-up section with the text "JOIN OUR EMAIL LIST:" followed by a text input field containing "Enter Your Email Address" and a blue "JOIN" button. A large blue double-headed arrow points from the "JOIN" button to the "QUICK LINKS" section below. The footer is divided into three columns. The left column features the company logo, which includes "60 YEARS 1958-2018" and a stylized "MNA" logo, followed by the text "Marshall W. Nelson & Associates" and "Process Heating and Control Engineering Since 1958". The middle column is titled "CORPORATE" and lists the company name, address "4300 North Port Washington Road Milwaukee, Wisconsin 53212", and phone numbers "414-332-6000" and "414-332-2400 fax". The right column is titled "QUICK LINKS" and lists "Customer Service", "Our Main Website", "Our Manufacturers", "Tour this Website", "Terms & Conditions", and "Privacy Policy". At the bottom left of the footer, there is a copyright notice: "©2020, Marshall W. Nelson & Associates. All rights reserved."

HOME PAGE

Two Options

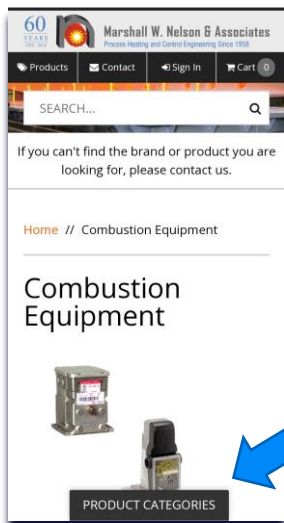
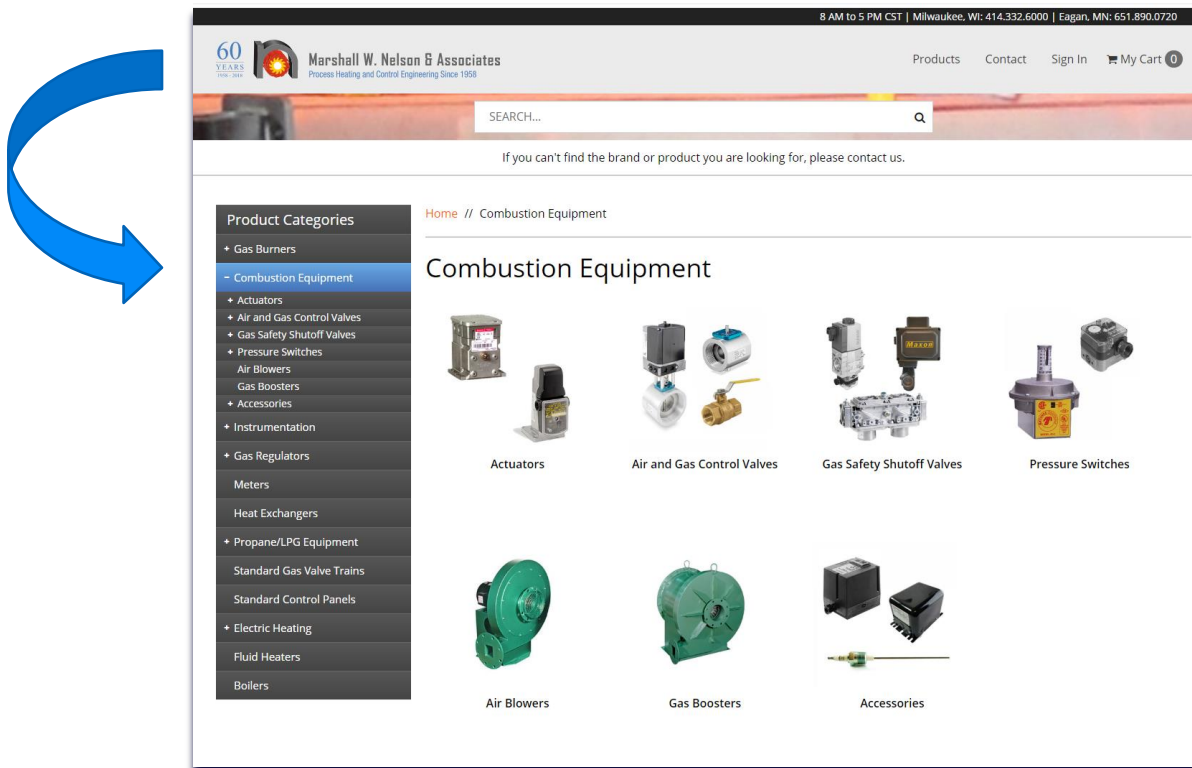
To find Products to purchase, use our SEARCH box, or our Main Menu.



PRODUCT CATEGORIES

Navigation

Once you selected Combustion Equipment a **“Product Categories”** Secondary Side Menu appears. In the mobile view, it will appear as a button. There are several sub-categories.



Mobile View

PARENT & CHILD PAGES

The Difference

Whether you SEARCH or use the MENU to find a product, you will see both parent and child pages. **Parent pages** are a group of similar products, whereas **child pages** are individual products. We can also get parts not listed.

The screenshot shows a website interface for Marshall W. Nelson & Associates. The top navigation bar includes a search bar, a 'My Cart' icon, and links for 'Products', 'Contact', and 'Sign In'. The breadcrumb trail reads: Home // Combustion Equipment // Gas Safety Shutoff Valves // Solenoid // Single Solenoid Valves.

The main content area is titled 'Single Solenoid Valves' and includes a sub-header: 'Single Solenoid Valves include various models with assorted features. Select from the choices below.' Below this, there are four product cards, each with an image, a title, and a 'Select options' button. The products are:

- Asco General and Solenoid Valves
- Dungs MV/5 Single Solenoid Shutoff Valves Rp
- Dungs MV/6 Single Solenoid Shutoff Valves NPT
- Dungs Single Valve Flange Kit

A blue arrow points from the 'Select options' button of the first product card to a box labeled 'PARENT PAGE'.

Below the 'PARENT PAGE' box, there are four more product cards. The first one is highlighted with a blue arrow pointing to a box labeled 'CHILD PAGE'. This product is 'Asco 8030 Series 8030G016 2-Way Solenoid Direct...'. Its details are:

- Price: \$127.00
- SKU: 821-1205
- Brand: Asco
- Mfg. P/N: 8030G016

Each product card also includes an 'Add' button with a quantity of 1.

PARENT PAGE DETAILS # I

Layout and Related Products

Parent pages will always have one or more **Selection** boxes. These boxes allow you to select the product features.

60 YEARS
Marshall W. Nelson & Associates
Process Heating and Control Engineering Since 1959

SEARCH...

If you can't find the brand or product you are looking for, please contact us.

Home // Combustion Equipment // Gas Safety Shutoff Valves // Solenoid // Single Solenoid Valves // Dungs SV Single Solenoid Shutoff Valves NPT

Dungs SV Single Solenoid Shutoff Valves NPT

Email a Friend Add to Favorites Request a Quote

Technical Documentation:
Dungs SV 604 Series
Dungs SV 614 Series w/POC

Series
-- Select One --

Body Type
-- Select One --

Pipe Size
-- Select One --

View Larger

Description

The SV and the SV-DLE - Pipe sizes are from 1/2" to 2" NPT, electrically operated, normally closed, single-stage automatic shutoff valves for gas burning equipment. Two body types are available: the 604 Series and the 614 Series (includes Proof of Closure).

Application: The SV and SV-DLE are recommended for industrial and commercial heating applications that require one or two automatic shutoff valves in series with proof of closure (614 Series only). The SV and SV-DLE safety shutoff valves are suitable for natural gas, propane, butane, air and other inert gases.

2 Valve Types within the SV Series:
SV are single-stage automatic shutoff valve, fast-open, fast-closing.
SV-DLE are single-stage automatic shutoff valve, slow-opening, fast-closing.

Related Products

Dungs Single Valve Flange Kit

Select options >

**RELATED
PRODUCTS**

PARENT PAGE DETAILS # 2

Selection of Features

All selection boxes must be completed before a product sku, or child page, is shown and available for purchase.

60 YEARS
Marshall W. Nelson & Associates
Process Heating and Control Engineering Since 1958

8 AM to 5 PM CST | Milwaukee, WI: 414.332.6000 | Eagan, MN: 651.890.0720

Products Contact Sign In My Cart

SEARCH...

If you can't find the brand or product you are looking for, please contact us.

Home // Combustion Equipment // Gas Safety Shutoff Valves // Solenoid // Single Solenoid Valves // Dungs SV Single Solenoid Shutoff Valves NPT

Dungs SV Single Solenoid Shutoff Valves NPT

Email a Friend Add to Favorites Request a Quote

Technical Documentation:
Dungs SV 604 Series
Dungs SV 614 Series w/POC

Series
DMV-D Series

Body Type
614 Includes Proof of Closure

Pipe Size
-- Select One --
1/2"
3/4"
1"
1-1/4"
1-1/2"
2"

View Larger

Description

The SV and the SV-DLE - Pipe sizes are from 1/2" to 2" NPT, electrically operated, normally closed, single-stage automatic shutoff valves for gas burning equipment. Two body types are available: the 604 Series and the 614 Series (Includes Proof of Closure).

Application: The SV and SV-DLE are recommended for industrial and commercial heating applications that require one or two automatic shutoff valves in series with proof of closure (614 Series only). The SV and SV-DLE safety shutoff valves are suitable for natural gas, propane, butane, air and other inert gases.

2 Valve Types within the SV Series:
SV are single-stage automatic shutoff valve, fast-open, fast-closing.

Page Structure and Benefits

The **Structure** of the parent page is dynamic. After selection boxes are completed, the specific child product page title, photo, sku, manufacture part number, features, technical documentation, price, description and ADD to Cart all become viewable.

The **Benefits** of a parent page allow you to toggle between features of related child products, without sorting through each individual child product page.

**PAGE CONTENT
DYNAMICALLY
UPDATES AFTER
ALL SELECTION
BOXES ARE
COMPLETED.**

The screenshot shows a product page for a Dungs 267073 Single Solenoid Shutoff Valve. The page includes a search bar, a breadcrumb trail, and a product title. Below the title is a product image and a list of specifications. A 'Technical Documentation' section is visible, with a dropdown menu for 'Series' set to 'DMV-D Series'. Other dropdowns include 'Body Type' (set to '614 Includes Proof of Closure') and 'Pipe Size' (set to '3/4\"'). The price is \$730.63, and there is an 'ADD' button. A 'Description' section is at the bottom.

8 AM to 5 PM CST | Milwaukee, WI: 414.332.6000 | Eagan, MN: 651.890.0720

60 YEARS
Marshall W. Nelson & Associates
Process Heating and Control Engineering Since 1958

Products Contact Sign In My Cart 1

SEARCH...

If you can't find the brand or product you are looking for, please contact us.

Home // Combustion Equipment // Gas Safety Shutoff Valves // Solenoid // Single Solenoid Valves // Dungs SV Single Solenoid Shutoff Valves NPT

Dungs 267073 Single Solenoid Shutoff Valve 1007/614 POC

Email a Friend Add to Favorites Request a Quote

SKU	300-4590
Brand	Dungs
Mfg. P/N	277111
Approvals	CSA Certified, FM Approved
Connections	3/4" NPT or Rp Threaded Flanges, Sold Separately, Two Required
Ratings	NEMA Type 4 for NEMA 4 indoor only, NEMA Type 12
Capacity	Refer to flow curves in technical data sheet
Voltage/Power	120 Vac (+10%/-15%), 50/60 Hz 20 VA
-	Max. operating pressure: 10 PSI (700 mbar)
-	Temperature rating: -40 Deg F to +140 Deg F (-40 Deg C to +60 Deg C)
-	Single-stage automatic shutoff valve, fast-open, fast-closing.
-	DIN-connector with 1/2" NPT conduit adapter
-	Formerly: D244055 or 244-055P

Technical Documentation:
Dungs SV 614 POC Series

Series: DMV-D Series

Body Type: 614 Includes Proof of Closure

Pipe Size: 3/4"

\$730.63

QTY: 1 ADD

Description

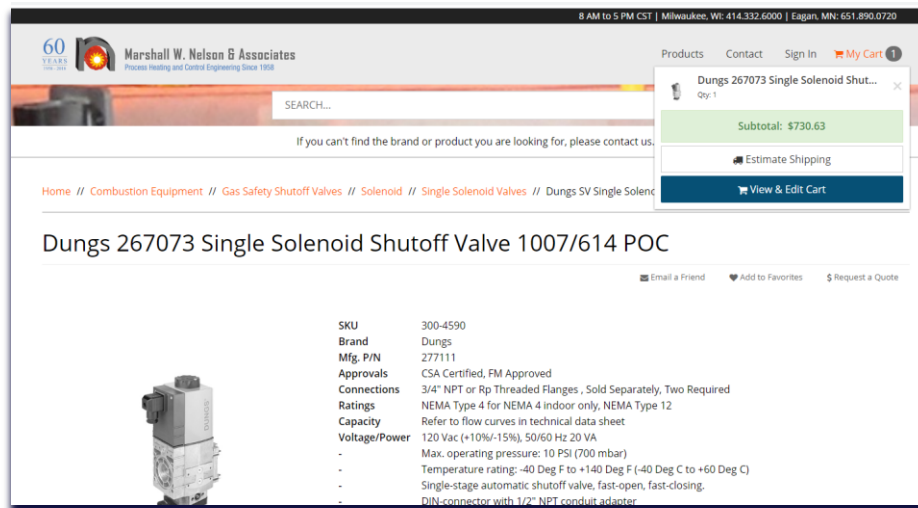
Dungs 267073 Single Solenoid Shutoff Valve 1007/614 POC, these SV and the SV-DLE are electrically operated, normally closed, automatic shutoff valves for gas burning equipment. The SV & SV-DLE /614 incorporate overtravel and a proof of closure switch. Application: The SV and SV-DLE are recommended for industrial and commercial heating applications that require one or two automatic shutoff valves in series with proof of closure. The SV and SV-DLE safety shutoff valves are suitable for natural gas, propane, butane, air and other inert

**TOGGLE
FEATURES AND
VIEW SIMILAR
PRODUCTS.**

ADD TO CART

View & Edit Cart

When you have selected the product, simply click on the upper right **My Cart** and proceed to Checkout by clicking the **View & Edit Cart** button.



8 AM to 5 PM CST | Milwaukee, WI: 414.332.6000 | Eagan, MN: 651.890.0720

60 YEARS OF SERVICE
Marshall W. Nelson & Associates
Process Heating and Control Engineering Since 1958

Products Contact Sign In **My Cart** 1

SEARCH...

If you can't find the brand or product you are looking for, please contact us.

Home // Combustion Equipment // Gas Safety Shutoff Valves // Solenoid // Single Solenoid Valves // Dungs SV Single Solenoid

Dungs 267073 Single Solenoid Shutoff Valve 1007/614 POC

Email a Friend Add to Favorites Request a Quote

SKU	300-4590
Brand	Dungs
Mfg. P/N	277111
Approvals	CSA Certified, FM Approved
Connections	3/4" NPT or Rp Threaded Flanges, Sold Separately, Two Required
Ratings	NEMA Type 4 for NEMA 4 indoor only; NEMA Type 12
Capacity	Refer to flow curves in technical data sheet
Voltage/Power	120 Vac (+10%/-15%), 50/60 Hz 20 VA
-	Max. operating pressure: 10 PSI (700 mbar)
-	Temperature rating: -40 Deg F to +140 Deg F (-40 Deg C to +60 Deg C)
-	Single-stage automatic shutoff valve, fast-open, fast-closing.
-	DIN-connector with 1/2" NPT conduit adapter

FINAL CHECKOUT

Sign in or Guest Checkout

When you are Ready to Checkout: you can Sign in with your username and password, or select Guest Checkout, and proceed to payment immediately.

If you would like an account, you may request an account with the Sign In Menu button, or email us for a Credit Application to become a new customer.

8 AM to 5 PM CST | Milwaukee, WI: 414.332.6000 | Eagan, MN: 651.890.0720

60 YEARS
Marshall W. Nelson & Associates
Process Heating and Control Engineering Since 1956


Products Contact Sign In My Cart

SEARCH...

If you can't find the brand or product you are looking for, please contact us.

Cart Billing / Shipping Payment Order Placed

Empty

DESCRIPTION	ITEM PRICE	QTY	TOTAL	
 SKU: 300-4590 Dungs 267073 Single Solenoid Shutoff Valve 1007/614 POC <small>Save for Later (sign in required)</small>	\$730.63	1	\$730.63	X

Continue Shopping Estimate Shipping Subtotal: \$730.63

Ready to Checkout?

Have an account?
Welcome back! Sign in for a faster checkout.

Username (required)

Password (required)

Sign In & Checkout

[Request Username](#)
[Request Password Reset](#)

Guest Checkout
You do not need an account to checkout.

Checkout as Guest